

Intuitive operation

Be flexible and have the right solution at hand for every application. Even complex procedures are easy to carry out – no problem with the expanded functionality of the HandyStep® touch S.

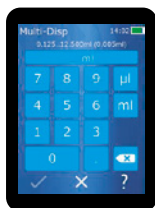


| Mode | Function | HandyStep® touch | HandyStep® touch S |
|----------------------------------|---|------------------|--------------------|
| Multi Dispensing (MULTI-DISP) | Successive dispensing of a set volume | ✓ | ✓ |
| Auto Dispensing (AUTO-DISP) | Automatic dispensing by the instrument | ✓ | ✓ |
| Pipetting (PIP) | Pipetting a defined volume | ✓ | ✓ |
| Sequential Dispensing (SEQ-DISP) | Successive dispensing of different volumes | – | ✓ |
| Multi Aspirating (MULTI-ASP) | Aspirating different volumes | – | ✓ |
| Titrating | Manual or successive delivery of liquids for titration | – | ✓ |
| Favorites | Saving favorites for quick access | ✓ | ✓ |
| Settings | Individual customization of the device (e.g. brightness or device name) | ✓ | ✓ |

A matter of adjustment

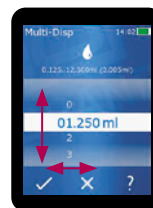
Keypad or selector wheel?

Variable volume adjustment from 1.0 µl to 50 ml enables quick volume changes and flexibility.



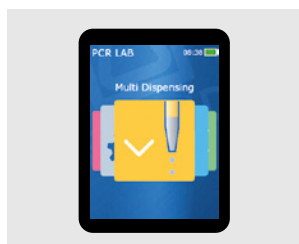
Keypad

The keypad is the perfect option when widely varying values must be set quickly.

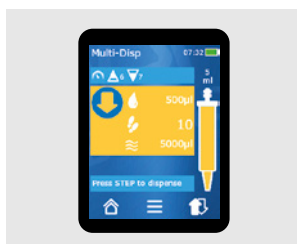


Selector wheel

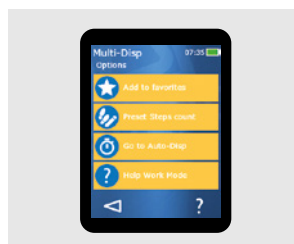
With the selector wheel, individual digits in volumes can be changed easily.




Main menu with all modes for quick selection



Working mode with all important information



All options visible at a glance



Internal help right where it is needed